



# Instructions for online shopping



We can all work together to protect each other and help reduce risk of illness in our village.

Shopping centres have been identified as high-risk environments for contracting viral infections including Coronavirus (COVID-19).

Many large supermarket chains have websites where you can shop online. Your shopping will be delivered to your door. Shopping this way is one way to reduce your risk of respiratory infection.

To shop online you will need a computer or device (for example an iPad) and a credit or debit card. You can ask your Village Manager if you need help.

## Special Notes


Only go to your grocery store's genuine website which you have located via the steps below. Do not use any links that pop up into your emails or online while you are searching or any links that might pop up in your social media.

**Credit card:** you will have to input your credit card to the online shopping site you choose. If you have questions about this, ask your bank.

## Setting up an account for online shopping:

 you will have to set up an account before you can select any items. You can do this at

[myigaonline.com.au](https://myigaonline.com.au)

 you will have to set up an account filling out the Priority Assistance Request Form before you can select any items. You can do this at

[woolworths.com.au](https://woolworths.com.au)

## Follow these step-by-step instructions to buying your groceries online

### Step 1: Decide which company you want to buy your shopping from

*Note: remember to check that the store can deliver to your door.*

Online grocery orders can be placed with:

- IGA (not all areas)
- Woolworths

*Note: Coles and Aldi do not have online shopping at this stage*


### Step 1: Decide which company you want to buy your shopping from

*You can access the grocery store of your choice via the search engine, Google.*

- Type the name of the store you want to buy from into the search box of a search engine such as *Google* – for example, 'IGA shopping online' or 'Woolworths shopping online' etc.



- Click **Google search** or press enter on your keyboard.



### Step 3: Click on the name of the grocery store you want to purchase from

This will take you to the shopping page.

www.iga.com.au

[IGA Supermarkets | Indepe](#)

Welcome to IGA Supermarkets. Find y  
recipes and get involved in helping you  
[Catalogue](#) · [Store Locator](#) · [About IGA](#)

### Step 4: Search for the products you want by name

Write the product in the space provided:


Search for a product e.g. milk

OR

A quicker way of on line shopping is searching by list.  
You can do this at the Coles online shopping site. To  
use this method see the steps below:

 **Search for a list of items**

Start writing your list of items  
remembering to press enter  
after each item you write:

 **Search for a list of items** ×

Type or paste your list below putting each item on a new line.

[Clear list](#)

bread  
milk  
butter  
cheese  
eggs

Then click on 'save and search':

 **Save and search**

This will take you to a page with your search items. You can then click on each of these items from  
this page and it will give you a list of all products from the list items:

 **Search for a list of items**

[bread](#) × | [milk](#) × | [butter](#) × | [cheese](#) × | [eggs](#) ×

### Step 5: Check out and pay for the items you have selected

You will need to fill out some information fields with your contact details (such as your email and  
telephone number).

Remember to include your name and delivery address. You can also nominate a delivery time so  
that you can make sure you are home to receive your shopping.

You should receive an email confirming that your order has been received. You may receive an  
email or message when the shopping is being despatched.